

This project has received funding from the European Union's Horizon 2020 research and innovation programme under grant agreement N° 691768



PVsites

**Pre-commercial version of webServices
platform**

Project report

**CADCAMATION, BEAR,
TECNALIA, NOBATEK**

November 2017

www.pvsites.eu

Summary

This deliverable summarizes the current state for the PVSITES platform for webServices in its pre-commercial version to date (M22) and its related exploitable results. It characterizes the distinctive functionalities, connections, maturity levels and steps needed to maximize exploitation, market uptake and commercialization. It is part of WP7 (BIPV software tool) and specifically of T7.1 “Development of BIPV software tool”.

Acknowledgements

The work described in this publication has received funding from the European Union’s Horizon 2020 research and innovation programme under grant agreement N° 691768.

The present report was mainly prepared by PVSITES project partner CADCAMATION, with additional contributions from BEAR, TECNALIA and NOBATEK. The report was originally submitted to the European Commission as Project Deliverable D7.4 in November 2017.

Disclaimer

This document reflects only the authors’ view and not those of the European Community. This work may rely on data from sources external to the members of the PVSITES project Consortium. Members of the Consortium do not accept liability for loss or damage suffered by any third party as a result of errors or inaccuracies in such data. The information in this document is provided “as is” and no guarantee or warranty is given that the information is fit for any particular purpose. The user thereof uses the information at its sole risk and neither the European Community nor any member of the PVSITES Consortium is liable for any use that may be made of the information.

© Members of the PVSITES Consortium


About the PVSITES project

PVSITES is an international collaboration co-funded by the European Union under the Horizon 2020 Research and Innovation program. It originated from the realisation that although building-integrated photovoltaics (BIPV) should have a major role to play in the ongoing transition towards nearly zero energy buildings (nZEBs) in Europe, the technology in new constructions has not yet happened. The cause of this limited deployment can be summarised as a mismatch between the BIPV products on offer and prevailing market demands and regulations.

The main objective of the PVSITES project is therefore to drive BIPV technology to a large market deployment by demonstrating an ambitious portfolio of building integrated solar technologies and systems, giving a forceful, reliable answer to the market requirements identified by the industrial members of the consortium in their day-to-day activity.

Coordinated by project partner Tecnia, the PVSITES consortium started work in January 2016 and will be active for 3.5 years, until June 2019. This document is part of a series of public reports summarising the consortium's activities and findings, available for download on the project's website at www.pvsites.eu.

The PVSITES consortium:



Contents

Summary.....	2
Acknowledgements	2
Disclaimer	2
1 EXECUTIVE SUMMARY	5
1.1 Description of the deliverable content and purpose.....	5
1.2 Relation with other activities in the project	5
1.3 Abbreviation list	6
2 INTRODUCTION & METHODOLOGY	7
2.1 Specifications	7
2.2 Software coding.....	8
3 SPECIFICATIONS FOR THE SAAS PLATFORM (BETA VERSION, PRE-COMMERCIAL VERSION).....	10
3.1 General framework for the PVSITES platform.....	10
3.2 Users management	12
3.3 WEBSERVICE #1: 3D online viewer.....	13
3.4 WEBSERVICE #2: Projects featuring	14
3.5 WEBSERVICE #3: Support to early adopters	15
4 RESULTS – OVERVIEW OF THE PRE-COMMERCIAL VERSION	16
4.1 US and development statement (pre-commercial version).....	17
5 CONCLUSIONS	18
6 REFERENCES	18

Tables

Table 1.1: Relation between current deliverable and other activities in the project	5
Table 3.1: List of PVSITES Users Stories to specify the BIPV tool	10
Table 4.1: Expanded view of the US registration list as “ ER table” for the software use before next task.....	17

Figures

Figure 2.1: User Story process	8
Figure 2.2: AGILE development	8
Figure 3.1: PVSITES platform’s global framework – BETA version	11
Figure 3.2: Users administration page.....	12
Figure 3.3: 3D online viewer – Irradiance display	13
Figure 3.4: Projects publication on line – Demo#1 FD2 HOUSE.....	15
Figure 3.5: Ask for support	15

1 EXECUTIVE SUMMARY

1.1 Description of the deliverable content and purpose

This deliverable summarizes the current state for the PVSITES platform for webServices in its pre-commercial version to date (M18) and its related exploitable results. It characterizes the distinctive functionalities, connections, maturity levels and steps needed to maximize exploitation, market uptake and commercialization. It is part of WP7 (BIPV software tool) and specifically of T7.1 “Development of BIPV software tool”. T7.1 activities will continue all along the project duration with the development of enhanced versions of the software, web services through the platform and a final commercial version of the BIPV tool. The development is documented in four deliverables (D7.1-4). They run in parallel (from M6) to the research and development efforts to create BIPV virtual objects (3D, parametric and BIM ready), testing activities (real projects, real objects) and real data comparison to ensure readiness of market entry, while at the same time advising on the development routes to increase the strengths while limiting the weaknesses of the technical and economic models linked to digital simulation and prediction.

The deliverable content is all about SERVICES to USERS (called webServices), software specifications, users interfaces and development process (AGILE and SCRUM methodologies).

The description of the software itself is made through screenshots of the user interface and mind mapping graphs.

1.2 Relation with other activities in the project

Table 1.1 depicts the main links of this deliverable to other activities (work packages, tasks, deliverables, etc.) within PVSITES project. The table should be considered along with the current document for further understanding of the deliverable contents and purpose.

Table 1.1: Relation between current deliverable and other activities in the project

Project activity	Relation with current deliverable
D7.2	D7.2 provides a standalone simulation tool for BIPV services developed with a SaaS strategy (SOA). The PVSITES simulator is able to dialog with the PVSITES online platform to perform 3D display for the scene, main outcomes from simulation, in line with the users needs (watch, check, share).
D1.13	Business models analysis provide further insight to our vision for the market needs and for the development of the related services

1.3 Abbreviation list

AEC: Architecture, Engineering and Construction

BIM: Building Information Modeling

BIPV: Building Integrated Photovoltaic

BoS: Balance-of-System

CMS: Content Management System

DoA: Description of Action

ER: Exploitation Results

nZEB: Nearly Zero Energy Buildings

PV: PhotoVoltaic

SaaS: Software as a Service

SOA: Service Oriented Architecture

SPEC: Technical specification

UI: User Interface

US: User Story

WP: Work Package

ZEB: Zero Energy Buildings

2 INTRODUCTION & METHODOLOGY

Developing a web portal “from scratch” is a complex task, but possible today with the appropriate resources and a reasonable time frame. CADCAMation, as WP7 leader, employs its strong experience in BIM software development and the web experience acquired during the development of Design For Energy Project (D4E; FP7 EC funded), in which technical and contextual relationship management has been experimented between standalone solutions, BIM server, components generator/configurator and virtual workspace able to provide customizable services.

The aim is to create a specific PVSITES plugin ready to deal with a future extended BIPV platform of webServices. This plugin will focus on PVSITES methodologies and objects, connected to the PVSITES simulation tool (standalone solution, see D7.2). This plugin will specify and enhance the generic functionalities of the platform and generate dedicated results and reports, through web interfaces.

The specific objectives for the PVSITES webServices are the following:

- To implement online services inspired by the Business Model analysis (D1.13, M12);
- To generate pre-commercial interest, traffic with early adopters (followed through simple web analytics);
- Delivering e-catalogs containing PVSITES products in BIM format (M18, D7.5);
- To assess the software performance, generate associated documentation and international versions, “public release” (D7.6, M42)
- Training courses on the tool towards relevant stakeholders (M36 to 42, as part of WP9” Dissemination and communication”, D9.19)

2.1 Specifications

We use a slight and fast methodology to specify and develop the software in the same time: AGILE/SCRUM process:

1. First are the Users Stories (US): the experts express their wishes and the way they consider each functionality, each result and report;
2. The US are written and transmitted to the development manager, reviewed, discussed and validated;
3. The development team starts to code in the same time as every US manager translates his US into SPECIFICATIONS (Procedures>Documents>Recordings);
4. As the software is pushed forward through chronologic iterations, and versions, debugs and corrections are made, and the partners submit even new User Stories. The development process is live and never ends until the end of the project.

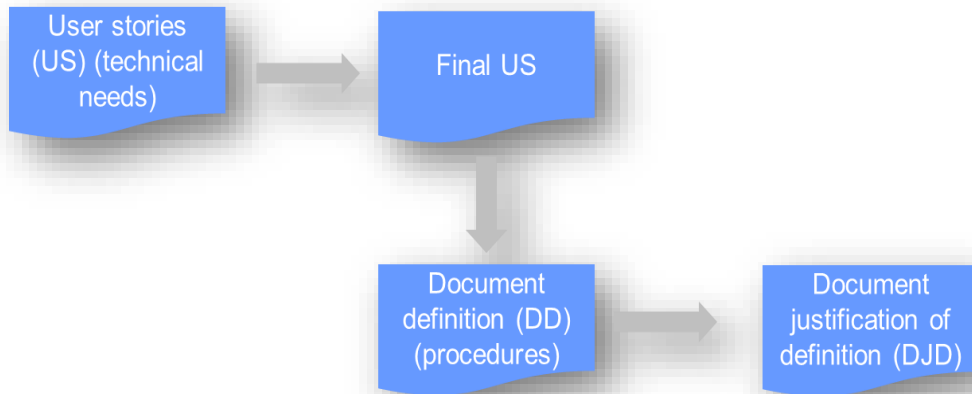


Figure 2.1: User Story process

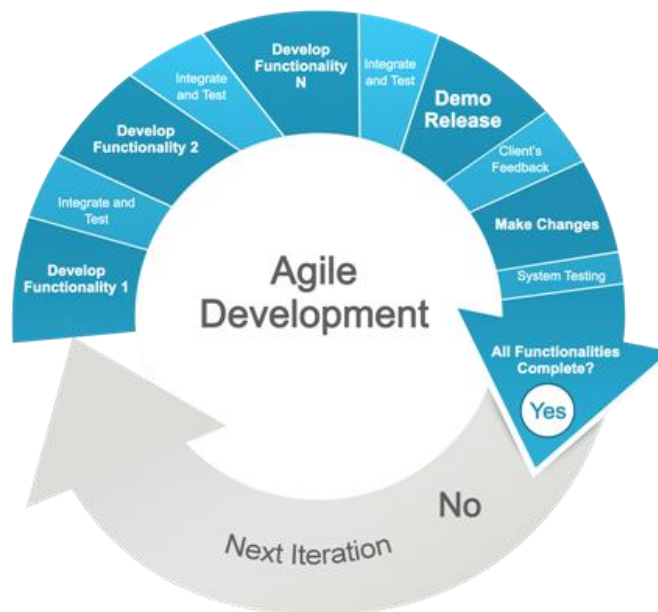


Figure 2.2: AGILE development

2.2 Software coding

The baseline for the coding work comes from the requirements definition, software design and the development of the models to be implemented in the software (US to documents). CADCAMation, will translate the information into the C++ language, JavaScript, WebGL for dynamic 3D interfaces, json exporter, and optimize the performance regarding the SaaS requirements.

Debugging and alpha testing (CADCAMation, BEAR, TECNALIA, NOBATEK)

As a key stage of software development, a rigorous testing process is carried out for EACH VERSION, in order to check the compliance with the established requirements and the rest of features that are essential for the quality of the final service. Bugs within the code are traced and corrected. Performance against requirements, as well as connection procedures, databases, and even support documentation, webinars, will be tested as soon as they will be implemented.

External Beta testing (every early adopter)

Early adopters coming from our dissemination process with an “end-user” profile will generate continuous feedback. They will be interviewed not only on results and technical features, but also on easiness-of-use, realistic uses cases and suggestions from improvement within commercial issues.

This data collection is aimed at feeding our improvement process and business modeling.

3 SPECIFICATIONS FOR THE SAAS PLATFORM (BETA VERSION, PRE-COMMERCIAL VERSION)

The following US are a summary of the preliminary list of User Stories, specifications and issues that are currently being developed and constitute the vision of the partners. Each US is assigned to a manager who is responsible for providing information and updates on the writing, defining the steps needed to reach full commitment with the development team and testing it eventually with selected experts. This AGILE process is managed and supported by CADCAMation.

Table 3.1: List of PVSITES Users Stories to specify the BIPV tool

#	TASK	User Story	US Manager
	T7.1.	2.1 General framework for the PVSITES platform	CADCAMATION
	T7.1.	2.2 Users management	CADCAMATION
	T7.1.	2.3 WEBSERVICE #1: online 3D viewer	CADCAMATION
	T7.1	2.4 WEBSERVICE #2: projects featuring	CADCAMATION
	T7.2	2.5 WEBSERVICE #3: PVSITES products (eCatalogs)	CADCAMATION
	T7.1	2.6 WEBSERVICE #4: community (users) management	CADCAMATION

3.1 General framework for the PVSITES platform

In its BETA version, the PVSITES SaaS platform is designed as an enhanced website.

Developer partner: CADCAMATION. Hosting company: GANDI. WEB Framework manager: WordPress® free template as CMS.

Under the authority of CADCAMATION, the PVSITES platform allows the registered user to get access to FIVE (5) main menus:

MENU#1: PVSITES SOFTWARE. Access to the download center (PVSITES simulation tool), release notes, get technical documentation and get answers from FAQ

MENU#2: PVSITES PROJECTS. User's projects are listed and can only be seen by the user. Featuring user's projects is included as service

MENU#3: PVSITES E-CATALOGS. Lists information data sheets about PVSITES products. Will plug the future BIMobjects (T7.2) into the PVSITES software for simulation and integration purposes

MENU#4: PVSITES SERVICES. This menu embeds every submenu dedicated to PVSITES specific webServices. In its BETA version, the platform integrates 3 first webServices: 3D viewer for PV installation layout, irradiance, projects featuring and connection to WIP and CADCAMation for support. In the future versions, tutorials will be included, and other services following the writing and validation of next User Stories as soon as the business model will be validated.

MENU#5: PVSITES COMMUNITY. The ambition is to build an open community of PVSITES users as part of enlarged BIPV community. Commercial motivation and innovation are the drivers. The first service to be implemented is a basic newsletter.

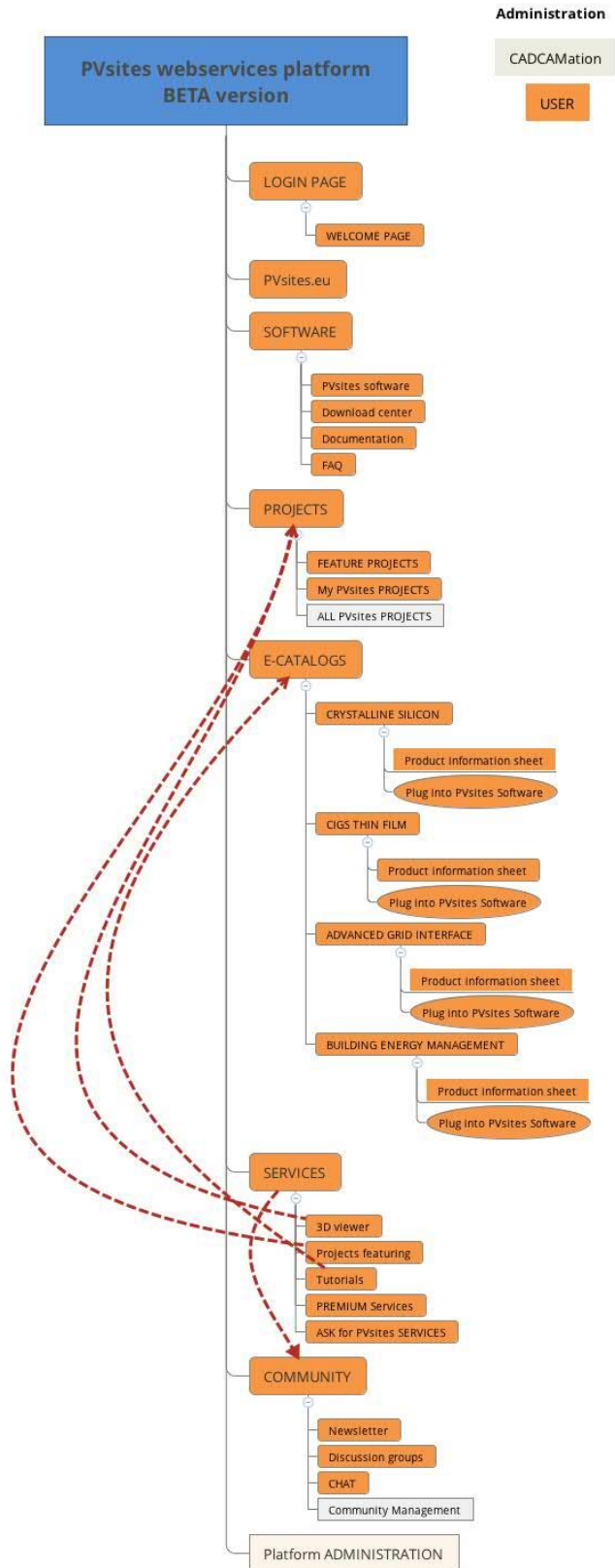


Figure 3.1: PVSITES platform’s global framework – BETA version

3.2 Users management

A User of the PVSITES webServices can be, among professionals in the AEC industry:

- An architect
- An engineer
- An assessor
- An owner
- A student, PhD, a teacher
- A manufacturer
- An installer

Each one of the categories of users must have its specific configuration “user profile” in order to get the most appropriate set of services.

The categories specifications will be developed as soon as the business modeling (WP1) will give outputs to WP7.

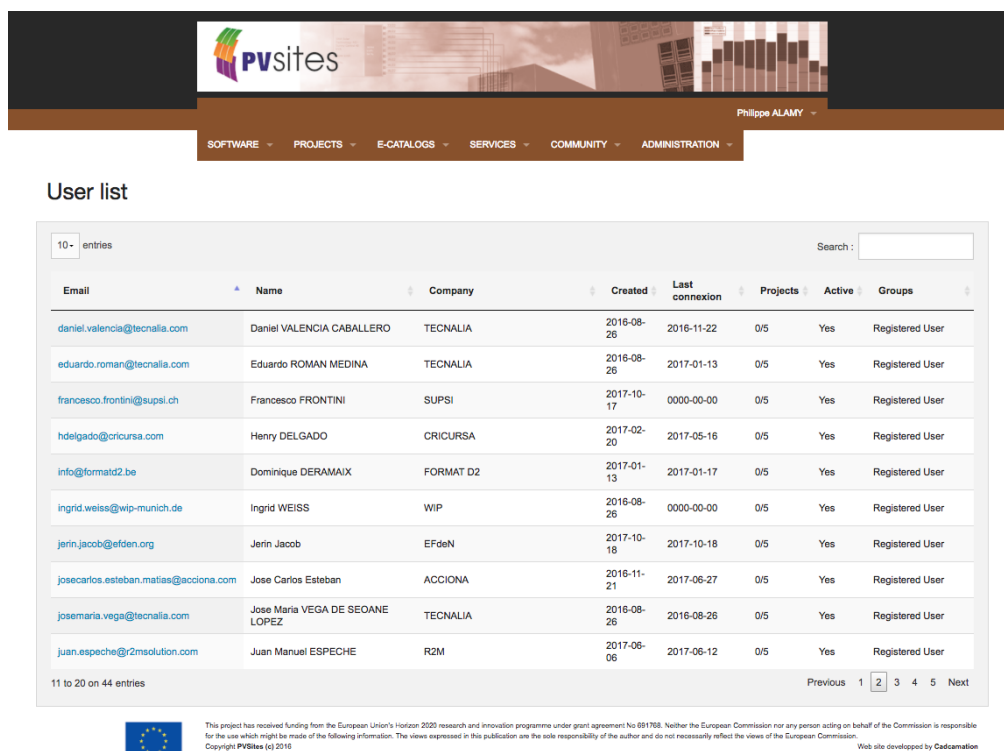
In its BETA version, the PVSITES SaaS platform embeds 4 levels of profile, linked with the WPs agents’ profiles:

LEVEL#1: Registered User. No user category distinction at this time;

LEVEL#2: Commercial Administrator. Allows access to business model developers (text + picture edit);

LEVEL#3: Technical Administrator. Allows access to business model developers (text + picture edit);

LEVEL #4: Webmaster (CADCAMation)



The screenshot shows the PVSites web interface. At the top, there is a navigation menu with items: SOFTWARE, PROJECTS, E-CATALOGS, SERVICES, COMMUNITY, and ADMINISTRATION. Below the menu, the page title is "User list".

The main content is a table with 10 entries. The table has the following columns: Email, Name, Company, Created, Last connexion, Projects, Active, and Groups. The data rows are as follows:

Email	Name	Company	Created	Last connexion	Projects	Active	Groups
daniel.valencia@tecnalia.com	Daniel VALENCIA CABALLERO	TECNALIA	2016-08-26	2016-11-22	0/5	Yes	Registered User
eduardo.roman@tecnalia.com	Eduardo ROMAN MEDINA	TECNALIA	2016-08-26	2017-01-13	0/5	Yes	Registered User
francesco.frontini@supsi.ch	Francesco FRONTINI	SUPSI	2017-10-17	0000-00-00	0/5	Yes	Registered User
hdelgado@cricura.com	Henry DELGADO	CRICURSA	2017-02-20	2017-05-16	0/5	Yes	Registered User
info@formatd2.be	Dominique DERAMAIX	FORMAT D2	2017-01-13	2017-01-17	0/5	Yes	Registered User
ingrid.weiss@wip-munich.de	Ingrid WEISS	WIP	2016-08-26	0000-00-00	0/5	Yes	Registered User
jerin.jacob@efden.org	Jerin Jacob	EFdeN	2017-10-18	2017-10-18	0/5	Yes	Registered User
josecarlos.esteban.matas@acciona.com	Jose Carlos Esteban	ACCIONA	2016-11-21	2017-06-27	0/5	Yes	Registered User
josemaria.vega@tecnalia.com	Jose Maria VEGA DE SEOANE LOPEZ	TECNALIA	2016-08-26	2016-08-26	0/5	Yes	Registered User
juan.espeche@zmsolution.com	Juan Manuel ESPECHE	R2M	2017-06-06	2017-06-12	0/5	Yes	Registered User

At the bottom of the table, it says "11 to 20 on 44 entries". There is a search bar and pagination controls (Previous, 1, 2, 3, 4, 5, Next).

At the bottom of the page, there is a small logo of the European Union and a disclaimer: "This project has received funding from the European Union's Horizon 2020 research and innovation programme under grant agreement No 691768. Neither the European Commission nor any person acting on behalf of the Commission is responsible for the use which might be made of the following information. The views expressed in this publication are the sole responsibility of the author and do not necessarily reflect the views of the European Commission. Copyright PVSites (c) 2016. Web site developed by Cadcamation".

Figure 3.2: Users administration page

3.3 WEBSERVICE #1: 3D online viewer

In its BETA version, the PVSITES SaaS platform offers a performing real time 3D viewer, 100% webService.

The technology used is WebGL (Web Graphic Library) for rendering every PVSITES 3D scenes issues from the PVSITES simulator.

The online viewer enables the user to navigate into the scene with equal performance and functionalities than in the standalone simulator. Thus, the UI specification will stick to US 1.14 “User Interface”.

Further than navigation, the 3D online viewer allows IRRADIANCE display all over the scene. Total irradiance is uploaded from the PVSITES simulator, and becomes a webService into the platform, without any disruption for the user.

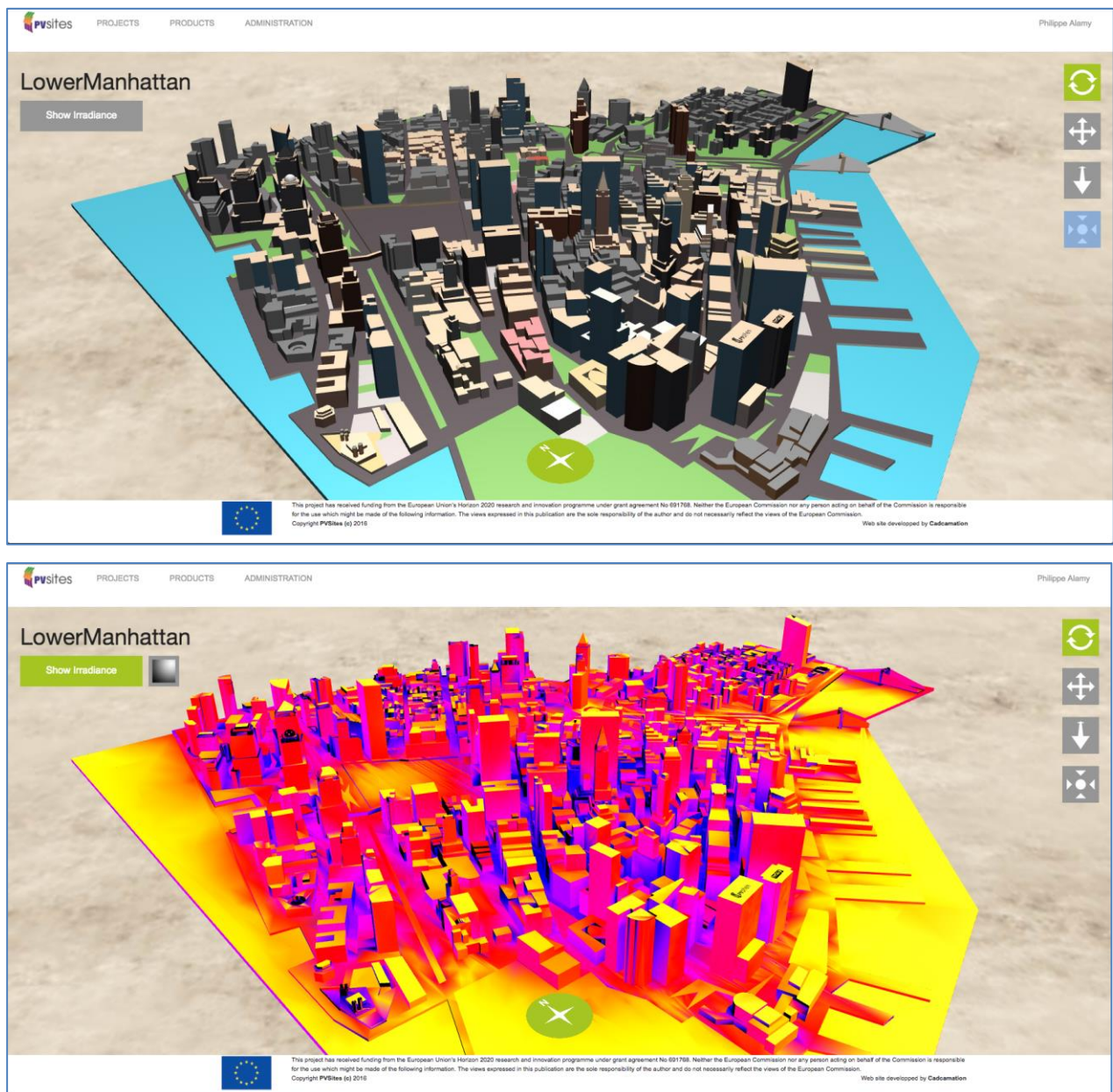


Figure 3.3: 3D online viewer – Irradiance display

3.4 WEBSERVICE #2: Projects featuring

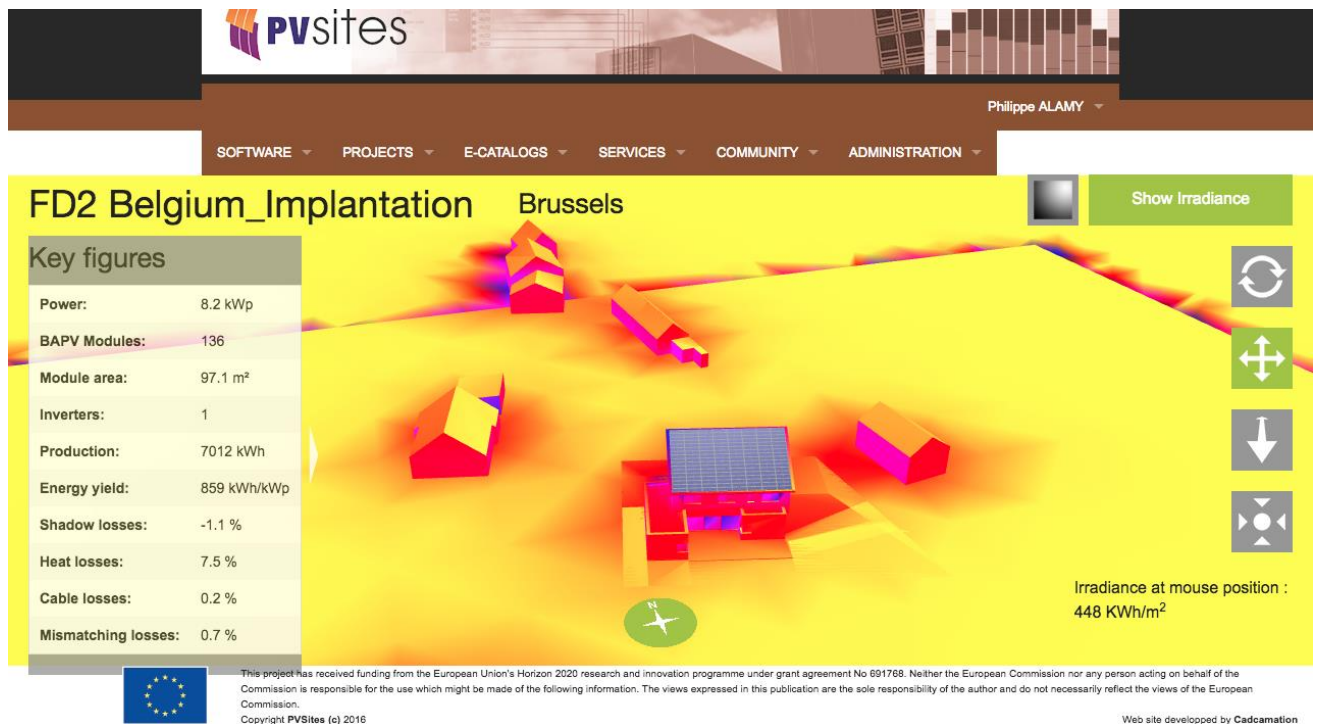
In its BETA version, the PVSITES SaaS platform offers to users the possibility to publish their projects.

The process is the following:

1. From the PVSITES simulation tool, the user uploads the project to the webserver (1 click). The model has already been converted from any CAD or BIM source; WebGL technologies run from this point using json conversion and formatting for 3D geometry;
2. The project features are uploaded to the PVSITES web platform: 3D mesh, irradiance and PV system layout;
3. Additional feature (pre-commercial): the main results panel is uploaded as well (key figures + technologies and products installed);
4. From any web browser (Google Chrome, Mozilla Firefox, Microsoft Explorer, Apple Safari), the user is able to manage the publication of his/her projects and even feature some of them in the "FEATURE PROJECTS" section.

This is the first step to a comprehensive set of marketing and commercial support based on "publish" and "share" projects and PVSITES products.

More US will come as soon as the business modeling (WP1) will give further outputs to WP7.



FD2 Belgium_Implantation Brussels

Philippe ALAMY

SOFTWARE PROJECTS E-CATALOGS SERVICES COMMUNITY ADMINISTRATION

Show Irradiance

Key figures	
Power:	8.2 kWp
BAPV Modules:	136
Module area:	97.1 m ²
Inverters:	1
Production:	7012 kWh
Energy yield:	859 kWh/kWp
Shadow losses:	-1.1 %
Heat losses:	7.5 %
Cable losses:	0.2 %
Mismatching losses:	0.7 %

Irradiance at mouse position : 448 kWh/m²

This project has received funding from the European Union's Horizon 2020 research and innovation programme under grant agreement No 691768. Neither the European Commission nor any person acting on behalf of the Commission is responsible for the use which might be made of the following information. The views expressed in this publication are the sole responsibility of the author and do not necessarily reflect the views of the European Commission.
Copyright PVSites (c) 2016

Web site developed by Cadcamation

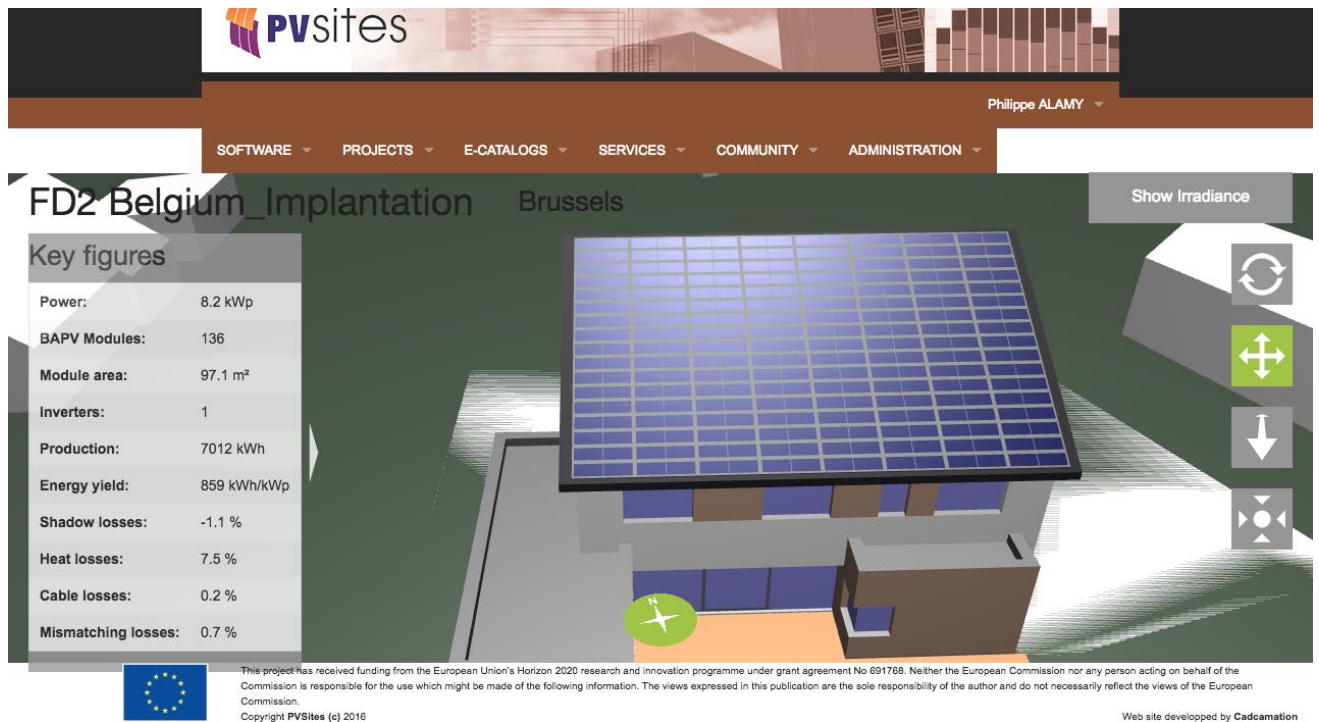


Figure 3.4: Projects publication on line – Demo#1 FD2 HOUSE

3.5 WEBSERVICE #3: Support to early adopters

In its BETA version, the PVSITES early user will be able to find support within a common but efficient mode: “ask for support” page.

The purpose is that WIP or CADCAMation get addressed for any reason, through direct email, to understand how and why the user is facing difficulties. Direct support will be given in the best way to solve the problem and to learn about the user experience. Data will feed the marketing roadmap.




Figure 3.5: Ask for support

4 RESULTS – OVERVIEW OF THE PRE-COMMERCIAL VERSION

In the following table, for each US introduced above, more details are presented to establish the statement of the development of the current version of the webServices platform and guarantee a better visibility to the PVSITES consortium. Specifically, for each US we describe the innovative features under development, or already completed.

4.1 US and development statement (pre-commercial version)

Table 4.1: Expanded view of the US registration list as “ ER table” for the software use before next task

#	TASK	User Story	US Manager	Completed features (BETA version)	Under development or expected (commercial version)
	T7.1.	2.1 General framework for the PVSITES platform	CADCAMATION	Platform structure implemented Still prototype from free template (Wordpress®)	PVSITES Plugin into extended BIPV platform + connections to other projects (D4E)
	T7.1.	2.2 Users management	CADCAMATION	Internal users management	Users private workspace Freemium business model: premium services charged online
	T7.1.	2.3 WEBSERVICE #1: online 3D viewer	CADCAMATION	3D real time display Irradiance Key figures / Product features	Dashboard configurator Layers/filters for BIM data
	T7.1.	2.4 WEBSERVICE #2: projects featuring	CADCAMATION	Upload from the PVSITES simulation tool Publish (private/feature)	Glazing configuration Thermal impact
	T7.2.	2.5 WEBSERVICE #3: products delivery (eCatalogs)	CADCAMATION	Pages ready to be filled-in Drag & drop technology developed to bridge the gap between products and projects	Virtual objects (BIM) to be validated then uploaded and available for users
	T7.1.	2.6 WEBSERVICE #4: community (users) management	CADCAMATION	Newsletter page + mailing engine	Discussion groups CHAT

5 CONCLUSIONS

This deliverable reports the development framework of the BIPV webServices platform, illustrates its graphical interfaces and makes a statement for the very early pre-commercial version.

First User Stories (US) are identified and developed, and we expect more US WP1 (Business case definition) as the business model will be implemented in WP1 as the software is living and improving all along its beta test phase and the rest of the consortium will be able to challenge it, as soon as the specific PVSITES products will be able to be integrated as BIMobjects (M25/M27).

The main objective now is to continue on improving the quality of the graphical UI, specifying, developing and validating the PVSITES webServices from the SaaS platform as soon as we will be able to deal with BIM compatibility and eCatalogs experimentation for the manufacturers.

6 REFERENCES

[1] IEA PVPS Task 7: Photovoltaic power systems in the built environment

[2] WEBGL: Khronos Group